




LEGEND



Scale 1:5,000

- | | | | |
|---|----------------------------|---|-------------------|
|  | Commercial Hamlet |  | Industrial Hamlet |
|  | Commercial Highway |  | Industrial Rural |
|  | Country Residential |  | Municipal Reserve |
|  | Country Residential, Sub A |  | Residential |
|  | Environmental Protection |  | Recreation |
|  | Environmental Reserve |  | Hamlet Boundary |

March 15, 2008